

RESIDENTIAL ACCESS SOLUTIONS

GARAGE DOOR OPENER COMPARISON CHART



	ELITE SERIES®						PREMIUM SERIES			CONTRACTOR SERIES					
Model Number	8500W	8500	WLED	8580WLB	8550WLB	8587W	8360WLB	8355W	8365W-267	8160WB	8160W	8165W/8164W		8155W	8010
Clopay Part Number 7ft. Tall	3552836	4007007	3552855	3552904	3552888	3552799	3552867	3552819	3552833	3552871	3552850	3552838/3552846		3552842	3552826
Description	DC Battery Backup Wall Mount Wi-Fi®	DC Battery Backup Capable Wall Mount	DC Battery Backup Belt Drive LED Wi-Fi	DC Battery Backup Belt Drive LED Wi-Fi	DC Battery Backup Chain Drive Belt Drive Wi-Fi	3/4 HP AC Chain Drive Wi-Fi	DC Battery Backup Chain Drive Wi-Fi	1/2 HP AC Belt Drive Wi-Fi	1/2 HP AC Chain Drive Wi-Fi	DC Battery Backup Chain Drive Wi-Fi	DC Chain Drive Wi-Fi	1/2 HP AC Chain Drive Wi-Fi		1/2 HP AC Belt Drive Wi-Fi	DC Chain/Cable Drive
Built-In Wi-Fi	Yes	-	Yes	Yes	Yes	Yes	Yes	Yes	Yes	Yes	Yes	Yes	Yes	Yes	-
myQ® Connectivity	Yes	Yes	Yes	Yes	Yes	Yes	Yes	Yes	Yes	Yes	Yes	Yes	Yes	Yes	-
California SB-969 Compliant*	Yes	-	Yes	Yes	Yes	-	Yes	-	-	Yes	-	-	-	-	-
Security+ 2.0®, Tri-Band Radio (310, 315 and 390 MHz), Electronic Limit/Auto-Force	Yes	Yes	Yes	Yes	Yes	Yes	Yes	Yes	Yes	Yes	Yes	Yes	Yes	Yes	Yes
Battery Backup	Yes 485LM Battery	Capable 475LM Battery	Yes 485LM Battery	Yes 485LM Battery	Yes 485LM Battery	-	Yes 485LM Battery	-	-	Yes 485LM Battery	-	-	-	-	-
Garage Door Lock	841LM Automatic Garage Door Lock, 1 Included (2 Max.)	Automatic Deadbolt Lock** Included	841LM Automatic Garage Door Lock Capable (2 Max.)	841LM Automatic Garage Door Lock Capable (2 Max.)	841LM Automatic Garage Door Lock Capable (2 Max.)	841LM Automatic Garage Door Lock Capable (2 Max.)	841LM Automatic Garage Door Lock Capable (2 Max.)	-	-	-	-	-	-	-	-
Lighting	827LM myQ Remote LED Light, 1,500 Lumens	380LM Remote Light, 2 x 100 Watts	LED, 3,100 Lumens	Side to Side, 2 x 100 Watts	Side to Side, 2 x 100 Watts	Side to Side, 2 x 100 Watts	Front to Back, 2 x 100 Watts	Front to Back, 2 x 100 Watts	Front to Back, 2 x 100 Watts	Front, 1 x 100 Watts	Front, 1 x 100 Watts	Front, 1 x 100 Watts		Front, 1 x 100 Watts	Front, 1 x 60 Watts
Soft Start/Stop	Yes	Yes	Yes	Yes	Yes	-	Yes	-	-	Yes	Yes	-	-	-	Yes
Motor Vibration Isolation System (MVIS®)	-	-	-	Yes	-	Yes	-	Yes	-	-	-	-	-	-	-
Timer-to-Close	Yes	Yes	Yes	Yes	Yes	Yes	-	-	-	-	-	-	-	-	-
Rail	-	-	T-Rail System	T-Rail System	T-Rail System	I-Beam Rail System, 2-Speed Sprocket, Sensor Extension Brackets, Chassis Support Bracket	T-Rail System	T-Rail System	T-Rail System	T-Rail System	T-Rail System	T-Rail System		T-Rail System	Square Steel Rail (SSR) System
Control Panel	880LMW Smart Control Panel®	889LM myQ® Control Panel	880LMW Smart Control Panel	880LMW Smart Control Panel	880LMW Smart Control Panel	880LMW Smart Control Panel	886LMW Motion Detecting Control Panel	882LMW Multi-Function Control Panel®	882LMW Multi-Function Control Panel	882LMW Multi-Function Control Panel	882LMW Multi-Function Control Panel	8165W/882LMW Multi-Function Control Panel	8164W/883LMW Door Control Button	882LMW Multi-Function Control Panel	883LMW Door Control Button
Motion Detection Light Activation	Yes	Yes	Yes	Yes	Yes	Yes	Yes	-	-	-	-	-	-	-	-
LCD Programming Menu	Yes	-	Yes	Yes	Yes	Yes	-	-	-	-	-	-	-	-	-
Light and Lock Functions	Yes	Yes	Yes	Yes	Yes	Yes	Yes	Yes	Yes	Yes	Yes	8165W Yes	8164W -	Yes	-
Maintenance Alert System	Yes	-	Yes	Yes	Yes	Yes	Yes	Yes	Yes	Yes	Yes	8165W Yes	8164W -	Yes	-
Pack-In Accessory	893MAX 3-Button Remote Control	893MAX 3-Button Remote Control	893MAX 3-Button Remote Control	893MAX 3-Button Remote Control	893MAX 3-Button Remote Control	893MAX 3-Button Remote Control	893LM 3-Button Remote Control	893LM 3-Button Remote Control	2 893LM 3-Button Remote Controls, 877LM Wireless Keyless Entry	893LM 3-Button Remote Control	893LM 3-Button Remote Control	8165W/893LM 3-Button Remote Control	8164W/891LM 1-Button Remote Control	891LM 1-Button Remote Control	891LM 1-Button Remote Control
Accessory Capacity	40 Remote Controls, 4 Wireless Keyless Entries, 2 Automatic Garage Door Locks	12 Remote Controls, 2 Wireless Keyless Entries	40 Remote Controls, 4 Wireless Keyless Entries, 2 Automatic Garage Door Locks	40 Remote Controls, 4 Wireless Keyless Entries, 2 Automatic Garage Door Locks	40 Remote Controls, 4 Wireless Keyless Entries, 2 Automatic Garage Door Locks	40 Remote Controls, 4 Wireless Keyless Entries, 2 Automatic Garage Door Locks	24 Remote Controls, 2 Wireless Keyless Entries, 2 Automatic Garage Door Locks	24 Remote Controls, 2 Wireless Keyless Entries	24 Remote Controls, 2 Wireless Keyless Entries	12 Remote Controls, 1 Wireless Keyless Entry	12 Remote Controls, 1 Wireless Keyless Entry	12 Remote Controls, 1 Wireless Keyless Entry		12 Remote Controls, 1 Wireless Keyless Entry	12 Remote Controls, 1 Wireless Keyless Entry
Motor Warranty	Lifetime	Lifetime	Lifetime	Lifetime	Lifetime	Lifetime	Lifetime	Lifetime	Lifetime	4 Years	4 Years	4 Years		4 Years	1 Year
Parts Warranty	5 Years	5 Years	5 Years	5 Years	5 Years	5 Years	1 Year	1 Year	1 Year	1 Year	1 Year	1 Year		1 Year	1 Year
Other Warranty	1-Year Battery	1-Year Battery (Optional)	Lifetime Belt, 5-Year LED, 1-Year Battery	1-Year Battery	Lifetime Belt, 1-Year Battery	-	1-Year Battery	Lifetime Belt	-	1-Year Battery	-	-		10-Year Belt	-
Replacement Logic Board	050DCRJWF	041DJ002	050DCTWFLK	050DCTWFLK	050DCTWFLK	050ACTWFLK	050DCTWFLK	050ACTWF	050ACTWF	050DCTWF	050DCTWF	050DCTWF		045ACTWF	047DCT

According to California SB-969, all newly sold or installed garage door openers in residential applications in California need to have battery backup beginning July 1, 2019. 8500 is not compatible with 841LM.

RECEIVER LOGIC BOARD CONVERSION LIST

OPENERS BUILT FROM 1997-2005 390 MHz SECURITY+®

MANUFACTURING DATE	DELUXE-CHAIN DRIVE	STANDARD-CHAIN DRIVE	CHAMBERLAIN® SCREW DRIVE	LIFTMASTER® SCREW DRIVE	BELT DRIVE	LIFTMASTER LOW-PROFILE SCREW DRIVE
1997	41A5021	41A5021-1		41D4674-14		
1998	41A5021-B	41A5021-1B				
1999	41A5021-C	41A5021-1C				
1999	41A5021-D	41A5021-1D		41D4674-14D	41A5021-D	
2000	41A5021-E	41A5021-1E		41D4674-14E	41A5021-5E	41A5839-1
2003	41A5021-F	41A5021-1F		41D4674-14F	41A5021-5F	41A5839-1C
2003-2005	41A5021-G	41A5021-1G		41D4674-14G	41A5021-5G	41A5839-1D
2004	41A5021-H	41A5021-1H			41A5021-5H	
2005	41A5021-I	41A5021-1I		41D4674-14H	41A5021-5I	41A5839-1E

IF YOU HAVE A BOARD ON THE LIST ABOVE, REPLACE IT WITH:

	41A5021-I	41A5021-1I		41D4674-20	41D4764-20	41A5021-5I	41A5839-1E
--	-----------	------------	--	------------	------------	------------	------------

OPENERS BUILT FROM 2001-2005 390 MHz SECURITY+

MANUFACTURING DATE	CHAIN DRIVE DELUXE END PANEL	CHAIN DRIVE STANDARD END PANEL	AC BELT DRIVE	AC CHAIN DRIVE DELUXE END PANEL DUAL CAPACITOR	DC BELT DRIVE WITHOUT BATTERY BACKUP	DC BELT DRIVE WITH BATTERY BACKUP
2001-2002	41A5483	41A5483-1	41A5483-4		41A5507	41A5507-3
2003-2005	41A5483B	41A5483-1B	41A5483-4B	41A5635	41A5507B	41A5507-6

IF YOU HAVE A BOARD ON THE LIST ABOVE, REPLACE IT WITH:

	041A5483C	041A5483-1C	041A5483-4C	01A5635A	041A5507-B	041A5507-6C
--	-----------	-------------	-------------	----------	------------	-------------

OPENERS BUILT FROM 2005-2014 315 MHz SECURITY+

MANUFACTURING DATE	AC CHAIN DRIVE DELUXE END PANEL	AC CHAIN DRIVE STANDARD END PANEL	AC CHAIN DRIVE DELUXE END PANEL DUAL CAPACITOR	AC CHAIN DRIVE DELUXE END PANEL SINGLE CAPACITOR	AC BELT DRIVE	DC BELT DRIVE LOW PROFILE
2005-2014	41AC050 41AC050-2	41AC050-1	41AB075-2 41AC075-2	41AC075-2S	41AB050-2	41DB001-1

IF YOU HAVE A BOARD ON THE LIST ABOVE, REPLACE IT WITH:

	041AC050-2M	041AC050-1M	041AC075-2A	041AC075-2S	041AB050-2M	041DB001-1C
--	-------------	-------------	-------------	-------------	-------------	-------------

OPENERS BUILT FROM 2005-2017 315 MHz SECURITY+

MANUFACTURING DATE	DC BELT DRIVE	DC SCREW DRIVE	DC WALL MOUNT MODEL 3800	AC SCREW DRIVE STANDARD	AC SCREW DRIVE STANDARD	AC SCREW DRIVE DELUXE
2005-2014	41DB001-2	41DS002-2	41DJ001	41AS050 41AS050-1	41AS050R1	41AS050R2

IF YOU HAVE A BOARD ON THE LIST ABOVE, REPLACE IT WITH:

	041DJ001B	041DS002-2	041DJ001	041AS050-1	041AS050R1M	041AS050R2M
--	-----------	------------	----------	------------	-------------	-------------
















OPENERS BUILT FROM 2011-PRESENT 310/315/390 MHz




















MANUFACTURING DATE	DC CHAIN & BELT DRIVE	AC CHAIN & BELT DRIVE	AC CHAIN & BELT DRIVE NO myQ®	DC CHAIN & BELT DRIVE WI-FI®	AC CHAIN & BELT DRIVE WI-FI	DC CHAIN & BELT DRIVE WI-FI LOCK & LED	AC CHAIN & BELT DRIVE WI-FI LOCK	DC BATTERY BACKUP WALL MOUNT WI-FI (8500W)	DC BATTERY BACKUP CAPABLE WALL MOUNT (8500)
2011-2018	45DCBL(1-5) 45DCCL(1-5) 45DCBR(1-5) 45DCCR(1-5) 045DCT 041D7356	45ACBL(1-5) 45ACCL(1-5) 45ACBR(1-5) 45ACCR(1-5) 045ACT 041D7675	47DCCR1 47DCCCL1 47DCCL1 47DCT 047DCT 41D8060 1D8060	50DCBL(1-5) 50DCCL(1-5) 50DCBR(1-5) 50DCCR(1-5) 1D8169-1 50DCTWF	50ACBL(1-5) 50ACCL(1-5) 50ACBR(1-5) 50ACCR(1-5) 1D8088-1 50ACTWF	50DCBL(1-5)LK 50DCCL(1-5)LK 050DCTWFLK	50ACBL(1-5)LK 50ACCL(1-5)LK 050ACTWFLK	050DCRJWF	041DJ002

IF YOU HAVE A BOARD ON THE LIST ABOVE, REPLACE IT WITH:

	045DCT	045ACT	047DCT	050DCTWF	050ACTWF	050DCTWFLK	050ACTWFLK	050DCRJWF	041DJ002
--	--------	--------	--------	----------	----------	------------	------------	-----------	----------

ACCESSORY COMPATIBILITY CHART

		Garage Door Opener Manufacture Year						
		1993-1995	1996-2005	2006-2014	2011+			
		 Billion Code 390MHZ	 Security+® 390MHZ	 Security+ 315MHZ	 Security+ 2.0® 310, 315, 390MHZ			
		Learn Button Color	Frequency Code	Model Numbers				
Remote Controls	Pack - in					Features		
375UT	2-Button Universal Remote Control	No		X	X	X	X	<ul style="list-style-type: none"> - Compatible with most major brands of Garage Door Openers, Gate Operators and Commercial Door Operators. - Program and control up to two different brands of Garage Door Openers.
374UT	2-Button Mini Universal Remote Control	No		X	X	X	X	<ul style="list-style-type: none"> - Compatible with most major brands of Garage Door Openers. - Easier programming with automatic frequency detection. - Compact and durable for on-the-go activities, key rings and purses.
893MAX	3-Button Remote Control	Elite Series® Models 8500W, 8500, WLED, 8550W, 8587W		X	X	X	X	<ul style="list-style-type: none"> - Compatible with all Garage Door Openers manufactured by LiftMaster® since January 1993. - Program and control up to three Garage Door Openers, Gate Operators, Commercial Door Operators or myQ® Light Accessories. - Different size buttons for quick and easy activation.
890MAX	3-Button Mini Remote Control	No		X	X	X	X	<ul style="list-style-type: none"> - Compatible with all Garage Door Openers manufactured by LiftMaster since January 1993. - Program and control up to three Garage Door Openers, Gate Operators, Commercial Door Operators or myQ Light Accessories. - Fits on a keychain, or in a purse or pocket.
893LM	3-Button Remote Control	Premium Series Models 8360W, 8355W, 8365W-267, Contractor Series Models 8160W, 8165W, 8155W					X	<ul style="list-style-type: none"> - Compatible with LiftMaster Security+ 2.0 Garage Door Openers, Gate Operators, and Commercial Door Operators. - Program and control up to three Garage Door Openers, Gate Operators, Commercial Door Operators or myQ Light Accessories. - With Security+ 2.0 Rolling Code Technology, users are assured of a new code with every use. - Different size buttons for quick and easy activation.
891LM	1-Button Remote Control	Contractor Series Models 8164W, 8010					X	<ul style="list-style-type: none"> - Compatible with a single LiftMaster Security+ 2.0 Garage Door Opener, Gate Operator and Commercial Door Operator. - Program and control a single Garage Door Opener, Gate Operator, Commercial Door Operator or myQ Light Accessories. - With Security+ 2.0 Rolling Code Technology, users are assured of a new code with every use. - Large single button for quick and easy activation.
373LM	3-Button Remote Control	No				X		<ul style="list-style-type: none"> - Compatible with LiftMaster Security+ 315 MHz Garage Door Openers, Gate Operators and Commercial Door Operators. - Program and control up to three Garage Door Openers, Gate Operators or Commercial Door Operators. - With Security+ Rolling Code Technology, users are assured of a new code with every use. - Different size buttons for quick and easy activation.
371LM	1-Button Remote Control	No				X		<ul style="list-style-type: none"> - Compatible with LiftMaster Security+ 315 MHz Garage Door Openers, Gate Operators and Commercial Door Operators. - Program and control a single Garage Door Opener, Gate Operator or Commercial Door Operator. - With Security+ Rolling Code Technology, users are assured of a new code with every use. - Large single button for quick and easy activation.
Keypads								
387LM	Universal Wireless Keyless Entry	No		X	X	X	X	<ul style="list-style-type: none"> - Compatible with most major brands of Garage Door Openers. - Open or close the garage door without using a remote control or key.
877MAX	Wireless Keyless Entry	No		X	X	X	X	<ul style="list-style-type: none"> - Compatible with all Garage Door Openers manufactured by LiftMaster since January 1993. - Open or close the garage door without using a remote control or key. - Users can also program a temporary code for friends and service people. - Closes the garage door instantly with one press activation.
877LM	Wireless Keyless Entry	Premium Series Model 8365W-267					X	<ul style="list-style-type: none"> - Compatible only with LiftMaster Security+ 2.0 Garage Door Openers. - Open or close the garage door without using a remote control or key. - Users can also program a temporary code for friends and service people. - Closes the garage door instantly with one press activation.

Garage Door Opener Manufacture Year			1993-1995	1996-2005	2006-2014	2011+	
Learn Button Color							
Frequency Code			Billion Code 390MHZ	Security+® 390MHZ	Security+® 315MHZ	Security+ 2.0® 310, 315, 390MHZ	
Model Numbers			1245/1255, 1270/1280	1245R/1255R, 1265R, 2220, 2245/2255, 2265, 2280, 2500, 2575, 2585, 2595	1345/1355, 1356, 3220, 3255, 3240, 3265, 3270, 3280, 3800, 3500, 3850, 3585, 3595	8500W, WLED, 8550W, 8587W, 8557W, 8360W, 8355W, 8365W-267, 8160W, 8165W, 8155W, 8164W, 8365-267, 8160, 8165, 8155, 8065, 8010, 8550, 8587, 8557, 8360, 8355	
Control Panels	Pack - in						Features
888LM	MyQ® Control Panel	Elite Series® Model 8500		X*	X*		<ul style="list-style-type: none"> - Provides the upgrade needed to utilize Security+ 2.0 and myQ Technology. - Timer-to-Close automatically closes the garage door after a pre-programmed number of minutes. - Motion detector activates the Garage Door Opener lights as soon as movement is detected. - Lock button blocks the garage door from being opened by remote controls. - *Not compatible with model 2500. Works with most openers manufactured 1998 or later and can upgrade opener with myQ smartphone control when paired with the Internet Gateway 828LM.
880LMW	Smart Control Panel®	Elite Series Models 8500W, WLED, 8550W, 8587W				X	<ul style="list-style-type: none"> - Compatible with LiftMaster Security+ 2.0 and Wi-Fi® Garage Door Openers. - Timer-to-Close automatically closes the garage door after a pre-programmed number of minutes. - LCD Panel shows time, temp and maintenance alerts. - Motion detector activates the Garage Door Opener lights as soon as movement is detected. - Lock button blocks the garage door from being opened by remote controls.
881LMW	Motion-Detecting Control Panel w/ Timer-to-Close	No				X	<ul style="list-style-type: none"> - Compatible with LiftMaster Security+ 2.0 and Wi-Fi® Garage Door Openers. - Motion detector activates the Garage Door Opener lights as soon as movement is detected. - Timer-to-Close automatically closes the garage door after a pre-programmed number of minutes. - Maintenance Alert System sends alerts when opener is due for service.
885LM	Wireless Control Panel	No				X	<ul style="list-style-type: none"> - Compatible with LiftMaster Security+ 2.0 Garage Door Openers. - Controls one Garage Door Opener and opener lights. - Powered by (1) 3 - volt battery (included).
886LMW	Motion-Detecting Control Panel	Premium Series Model 8360W				X	<ul style="list-style-type: none"> - Compatible with LiftMaster Security+ 2.0 and Wi-Fi Garage Door Openers. - Automatically turns on the light when motion is detected. - Includes Garage Door Opener light control, lockout remote controls and Maintenance Alert System.
882LMW	Multi-Function Control Panel	Premium Series Models 8355W, 8365W-267 and Contractor Series Models 8160W, 8165W, and 8155W				X	<ul style="list-style-type: none"> - Compatible with LiftMaster Security+ 2.0 and Wi-Fi Garage Door Openers. - Program remote controls, keypads and myQ Light Accessories from the control panel. - Includes display lights, Garage Door Opener light control, and lockout remote controls.
883LMW	Door Control Button	Contractor Series Models 8164W, 8010				X	<ul style="list-style-type: none"> - Compatible with LiftMaster Security+ 2.0 and Wi-Fi Garage Door Openers. - Easily program remote controls, keypad, and myQ Light Accessories from the control panel. - Controls one Garage Door Opener and opener lights.
78LM	Multi-Function Control Panel	No		X	X	X	<ul style="list-style-type: none"> - Compatible with all Garage Door Openers manufactured by LiftMaster since 1993. - Controls one Garage Door Opener and opener lights. - Includes adjustable light timer, illuminated push button, and lockout button.
378LM	Wireless Secondary Control Panel	No			X		<ul style="list-style-type: none"> - Compatible with LiftMaster Security+ 315 MHz Garage Door Openers. - Program up to two Garage Door Openers wirelessly and can be installed anywhere in the garage. - Controls one Garage Door Opener and opener lights.
MyQ Accessories							
821LMB	MyQ Smart Garage™ Hub	No		X	X	X	<ul style="list-style-type: none"> - Adds smartphone control to most other major brands of garage door openers with safety photo eyes. - MyQ App allows users to receive real-time alerts, check the status and control up to two garage door openers (requires extra door sensor model 821LMB-2SENSOR, sold separately) from anywhere. - Easily installs in the garage within Wi-Fi range.
819LMB	MyQ Home Bridge	No				X	<ul style="list-style-type: none"> - Adds smartphone control to any myQ-enabled garage door openers and lighting. - MyQ App allows users to receive real-time alerts, check the status and control myQ products from anywhere. - Works with Apple® HomeKit™ and Siri® voice control. - Easily installs in the garage within Wi-Fi range.
828LM	Internet Gateway	No				X	<ul style="list-style-type: none"> - Adds smartphone control to any myQ-enabled products including garage door openers, commercial door operators, gate operators and lighting. - MyQ App allows users to receive real-time alerts, check the status and control myQ products from anywhere. - Plugs into a home internet router.
827LM	MyQ Remote LED Light	Elite Series Model 8500W				X	<ul style="list-style-type: none"> - 1,500 lumens fully illuminate the garage - about 50% brighter than many standard LED lights. - Programmable to work with any myQ-connected garage door opener, garage door remote control, control panel or smartphone. - Allows users to control and set schedules using the myQ App. - Easily mounts anywhere in the garage within 6 feet of a 120V electrical outlet.
825LM	Remote Light Control	No				X	<ul style="list-style-type: none"> - Plug into any lamp to control and set schedules for home lighting using the myQ App.
823LM	Remote Light Switch	No				X	<ul style="list-style-type: none"> - Replaces existing wall switch to control and set schedules for home lighting using the myQ App.